SCHEMATIC INDEX:

SHEET #	CIRCUIT FUNCTIONS
1	POWER
2	CLOCK GENERATION
3	MC68306, ROM, DRAM
4	CHIP SELECTS, EEPROM, EXPANSION BUS
5	FRONT PANEL INTERFACE
6	FLOPPY DRIVE INTERFACE
7	MIDI INTERFACE
8	ADC
9	G2.0 CHIP, SOUND MEMORY
10	H1.5 CHIP, DSP OPTION CONNECTOR
11	ANALOG OUTS - MAINS, HEADPHONES
12	ANALOG OUTS - SUBS
13	SCSI SYSTEM

REV	ECO	DESCRIPTION	APVD	DATE
A	3031	Production Release	TD	8/30/96
B	3072	PG 12-RES VALUE CHGS		

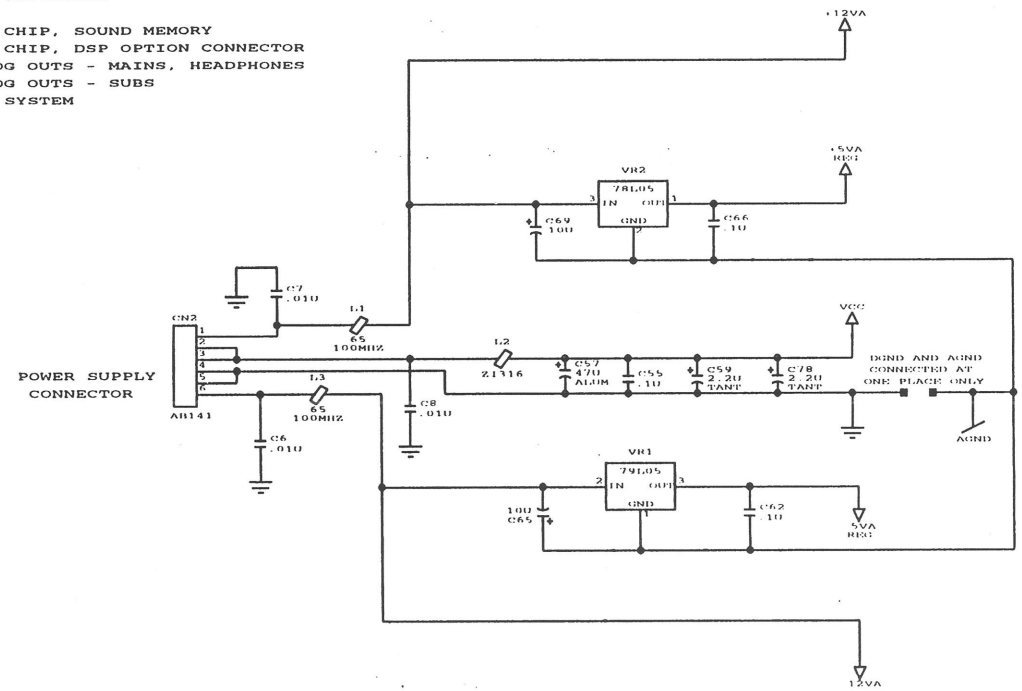

MOUNTING HOLES

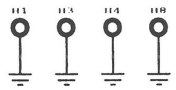

TEST POINTS

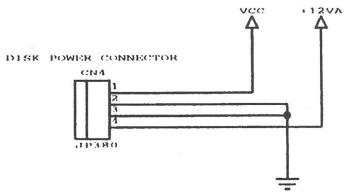

SCHEMATIC INDEX
POWER CONNECTIONS

E-MU

ESI-33

SK517 - SCHEMATIC
PCB MAIN
REV B

10-22-1996_14:37

ENGR: TD | PAGE: 1

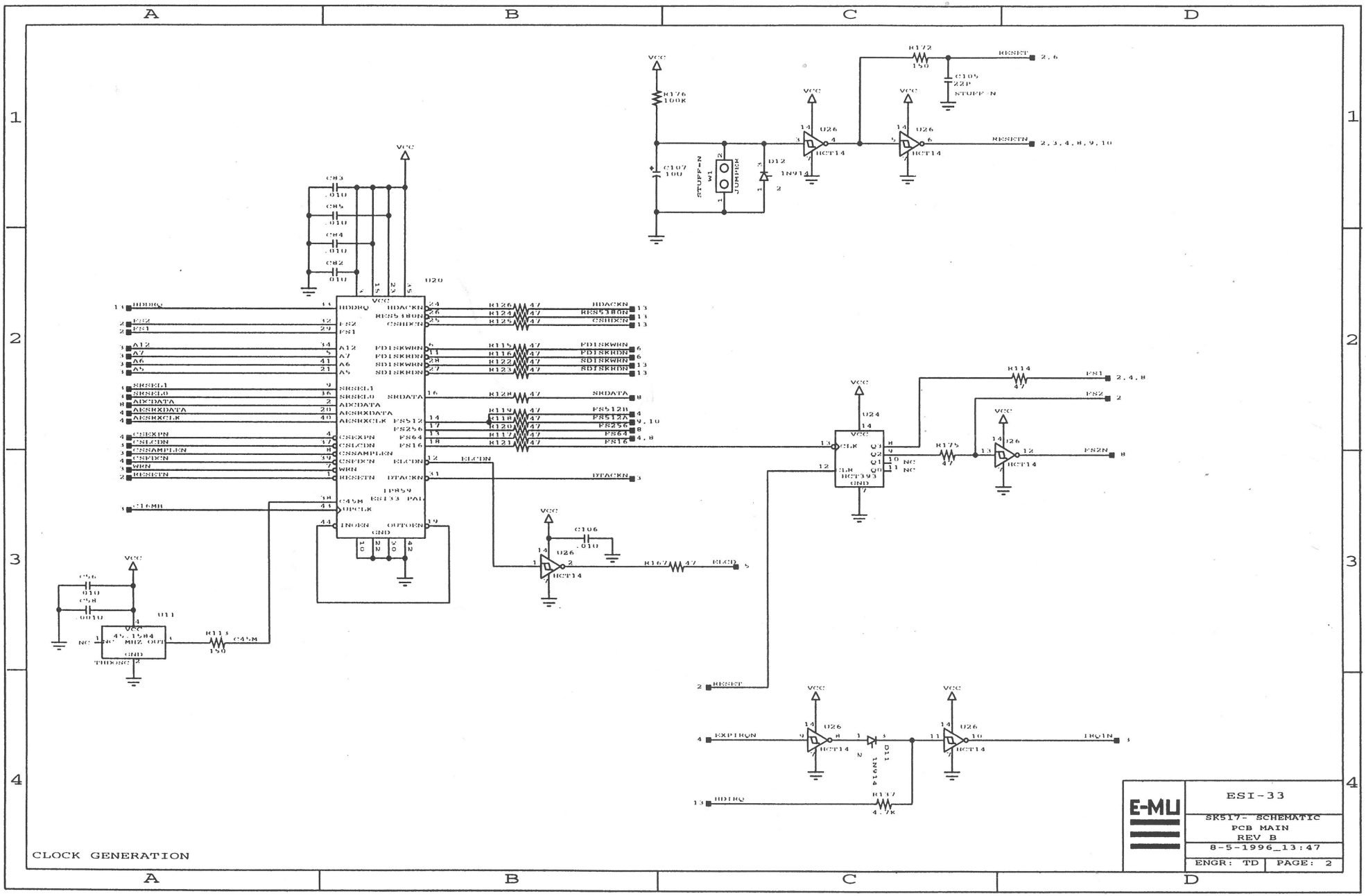
CLOCK GENERATION
ESI-33
SK517- SCHEMATIC
PCB MAIN
REV B
8-5-1996_13:47
ENGR: TD
PAGE: 2
E-MU
U20
IP859
RS133 PAL
U26
HCT14
U24
HCT393
U11
45.1584 MHZ OUT
VCC
GND
R176 100K
C107 100
STUFF-N
W1
JUMPER
D12 1N914
R172 150
C105 22P
RESET
RESETN
2,6
2,3,4,8,9,10
R126 47
R124 47
R125 47
R115 47
R116 47
R122 47
R123 47
R128 47
R119 47
R118 47
R120 47
R117 47
R121 47
HDACKN
RES5380N
CSHDCN
FD18KWRN
FD18KRDN
SD18KWRN
SD18KRDN
SRDATA
FS512B
FS512A
FS256
FS64
FS16
DTACKN
ELCDN
R167 47
R114 47
R175 47
FS1
FS2
FS2N
R113 150
C45M
C16MH
HDDRQ
EXPIRQN
IRQIN
R117 4.7K
D11 1N914

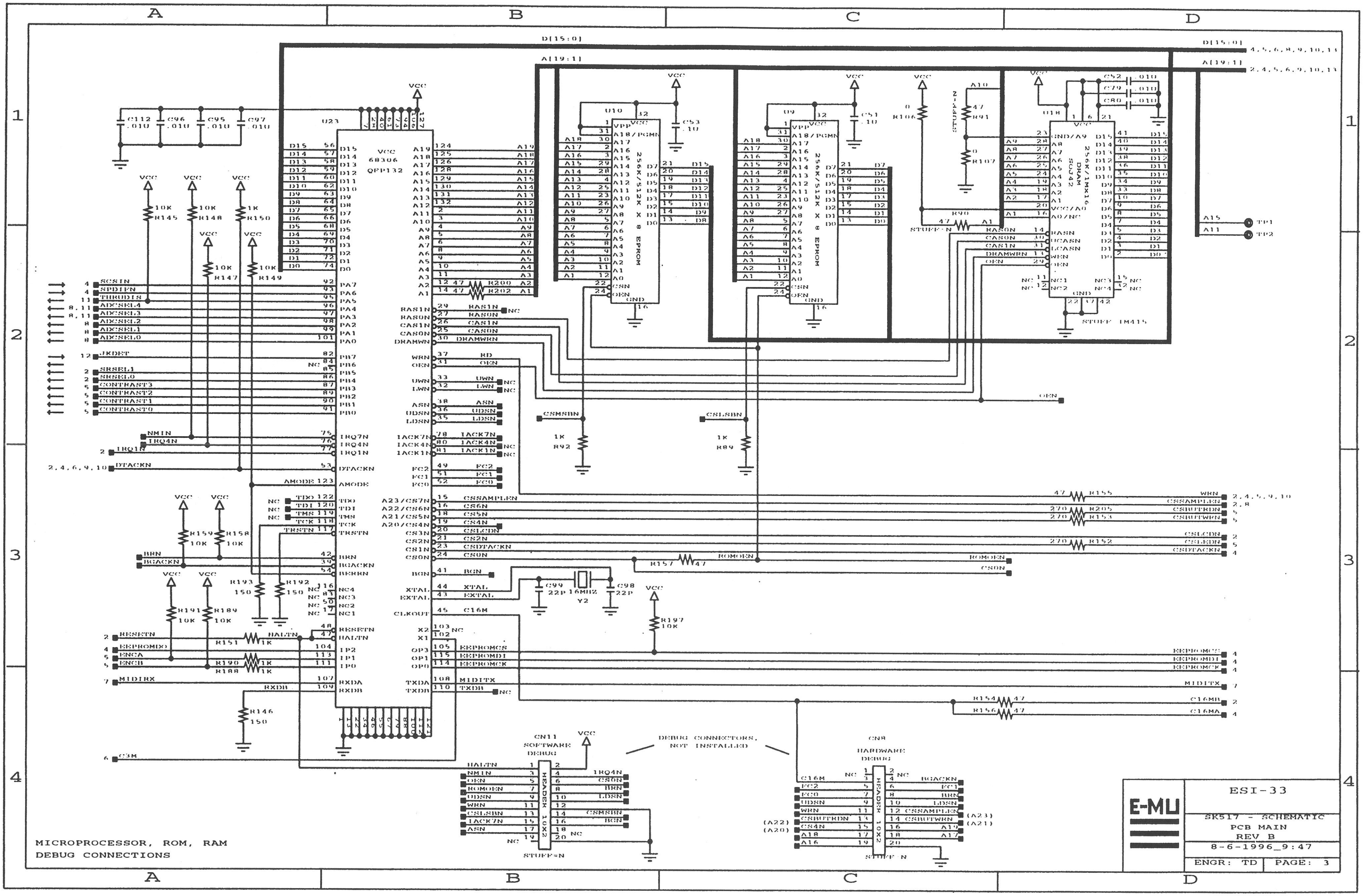
ESI-33
SK517 - SCHEMATIC
PCB MAIN
REV B
8-6-1996_9:47
ENGR: TD
PAGE: 3
E-MU
MICROPROCESSOR, ROM, RAM
DEBUG CONNECTIONS
68306
QFP132
U23
256K/512K X 8 EPROM
256K/1MX16 DRAM SOJ42
DEBUG CONNECTORS, NOT INSTALLED
CN11 SOFTWARE DEBUG
CN8 HARDWARE DEBUG
HEADER 10X2
STUFF=N
16MHZ
Y2
D[15:0]
A[19:1]

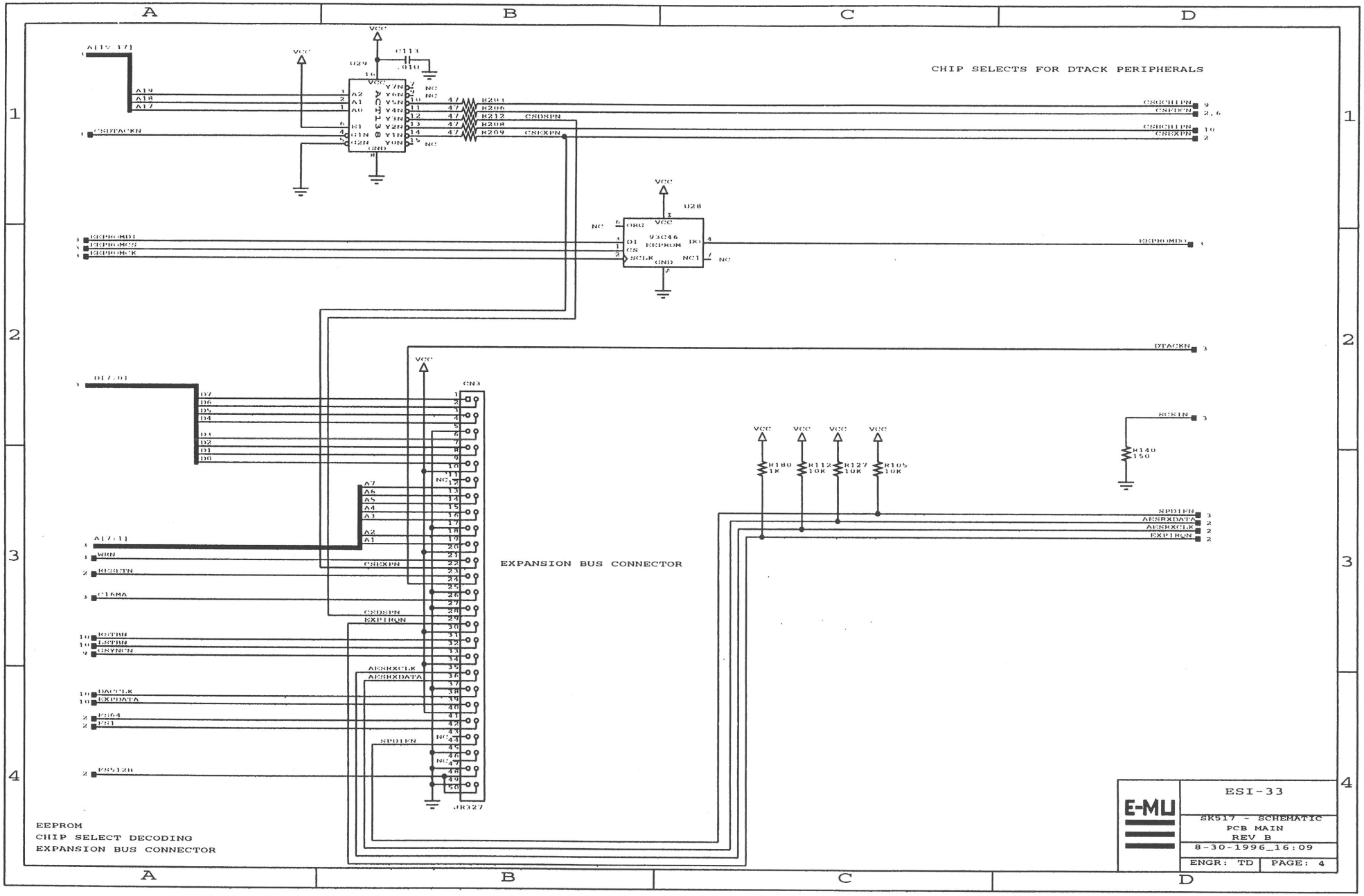
CHIP SELECTS FOR DTACK PERIPHERALS
EXPANSION BUS CONNECTOR
EEPROM
CHIP SELECT DECODING
EXPANSION BUS CONNECTOR
E-MU
ESI-33
SK517 - SCHEMATIC
PCB MAIN
REV B
8-30-1996_16:09
ENGR: TD
PAGE: 4

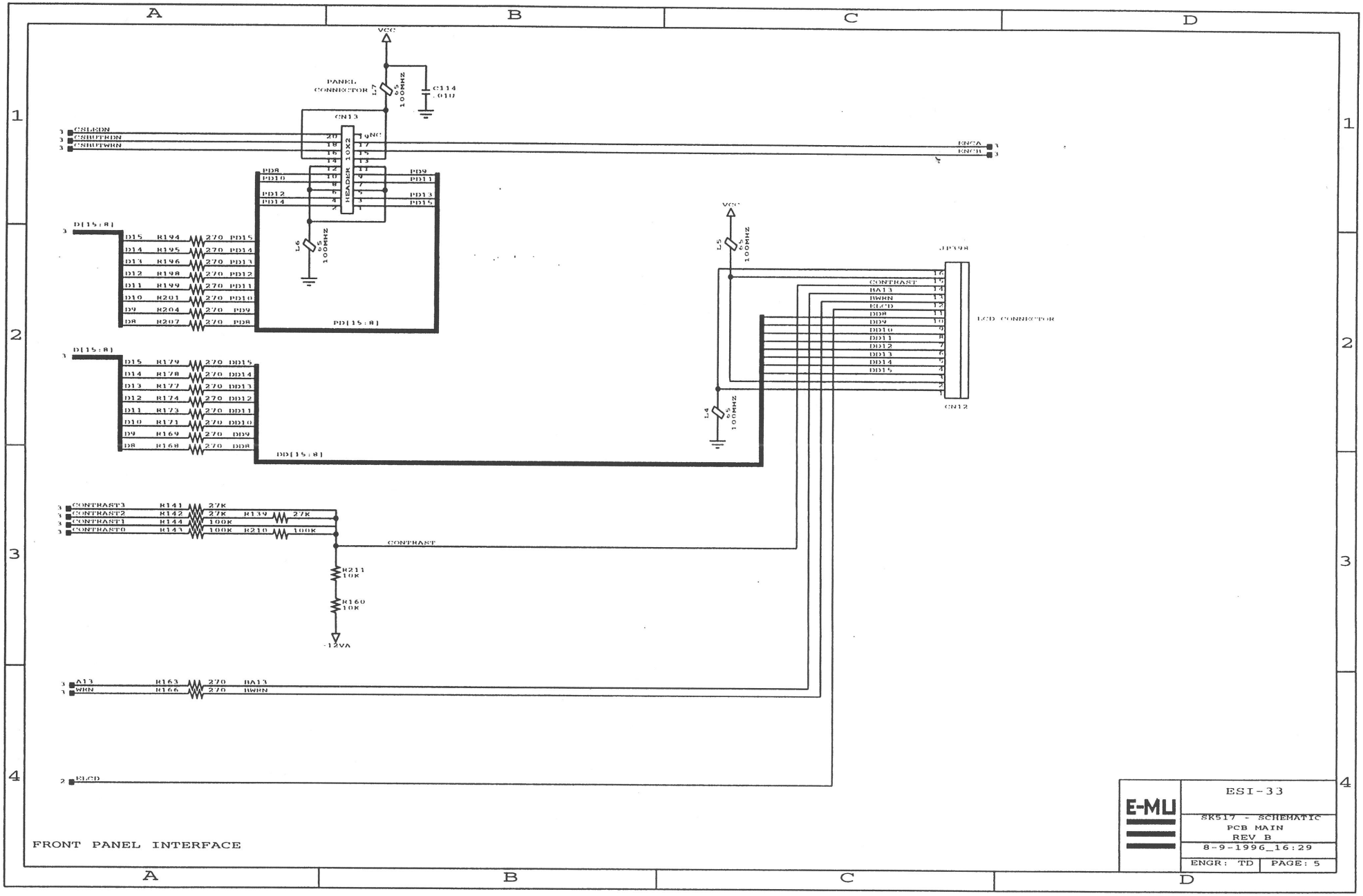
VCC
PANEL CONNECTOR
L7 65 100MHZ
C114 .01U
CN13
HEADER 10X2
CSLEDN
CSHUTRDN
CSHUTWRN
NC
ENCA
ENCB
PD8
PD10
PD12
PD14
PD9
PD11
PD13
PD15
L6 65 100MHZ
PD[15:8]
D[15:8]
D15 R194 270 PD15
D14 R195 270 PD14
D13 R196 270 PD13
D12 R198 270 PD12
D11 R199 270 PD11
D10 R201 270 PD10
D9 R204 270 PD9
D8 R207 270 PD8
D15 R179 270 DD15
D14 R178 270 DD14
D13 R177 270 DD13
D12 R174 270 DD12
D11 R173 270 DD11
D10 R171 270 DD10
D9 R169 270 DD9
D8 R168 270 DD8
DD[15:8]
L5 65 100MHZ
L4 65 100MHZ
JP398
CONTRAST
BA13
BWRN
ELCD
DD8
DD9
DD10
DD11
DD12
DD13
DD14
DD15
LCD CONNECTOR
CN12
CONTRAST3 R141 27K
CONTRAST2 R142 27K R139 27K
CONTRAST1 R144 100K
CONTRAST0 R143 100K R210 100K
CONTRAST
R211 10K
R160 10K
-12VA
A13 R163 270 BA13
WRN R166 270 BWRN
ELCD
FRONT PANEL INTERFACE
E-MU
ESI-33
SK517 - SCHEMATIC
PCB MAIN
REV B
8-9-1996_16:29
ENGR: TD
PAGE: 5

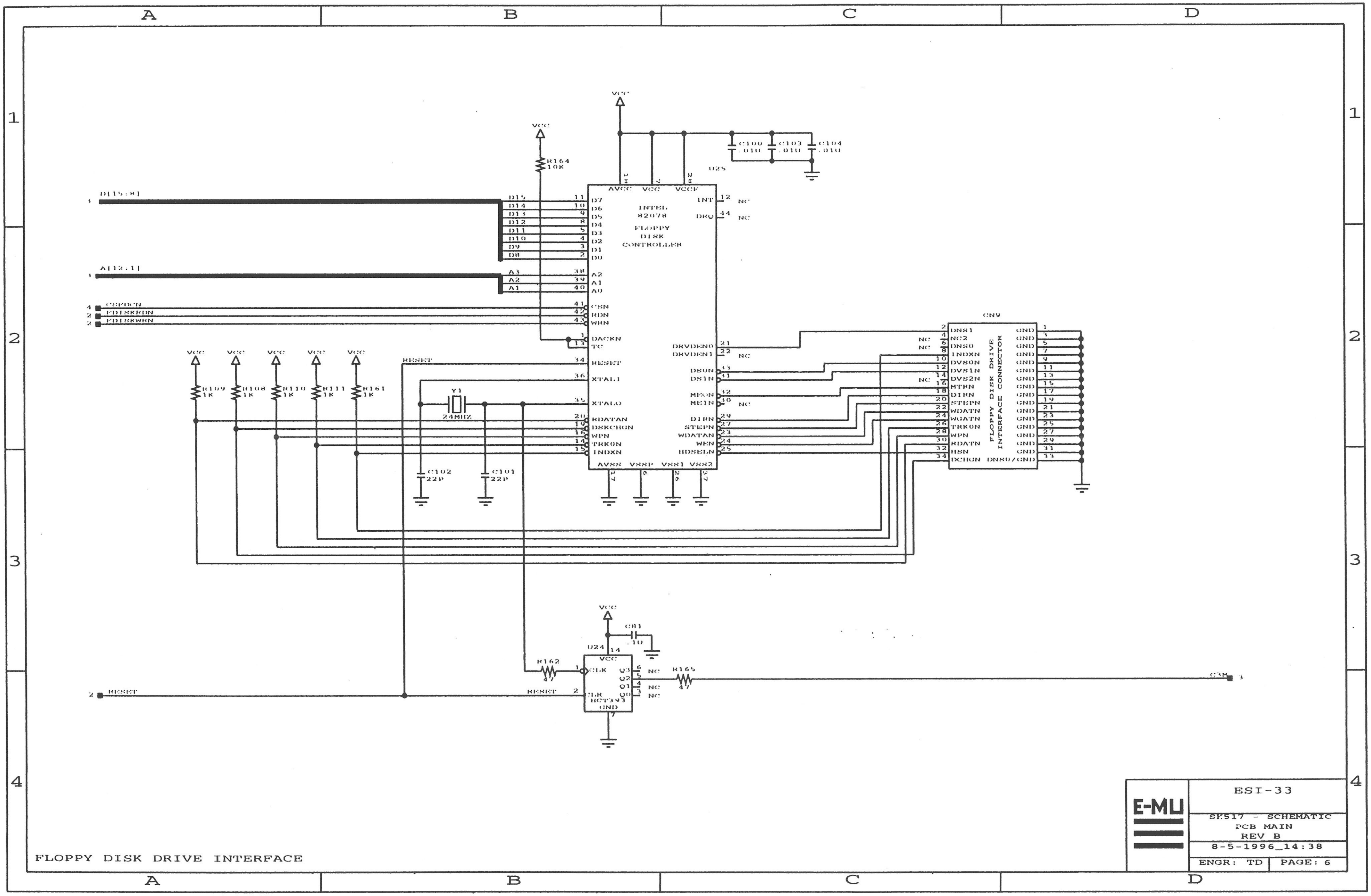
INTEL
82078
FLOPPY
DISK
CONTROLLER
U25
FLOPPY DISK DRIVE
INTERFACE CONNECTOR
CN9
U24
HCT393
Y1
24MHZ
FLOPPY DISK DRIVE INTERFACE
E-MU
ESI-33
SE517 - SCHEMATIC
PCB MAIN
REV B
8-5-1996_14:38
ENGR: TD
PAGE: 6

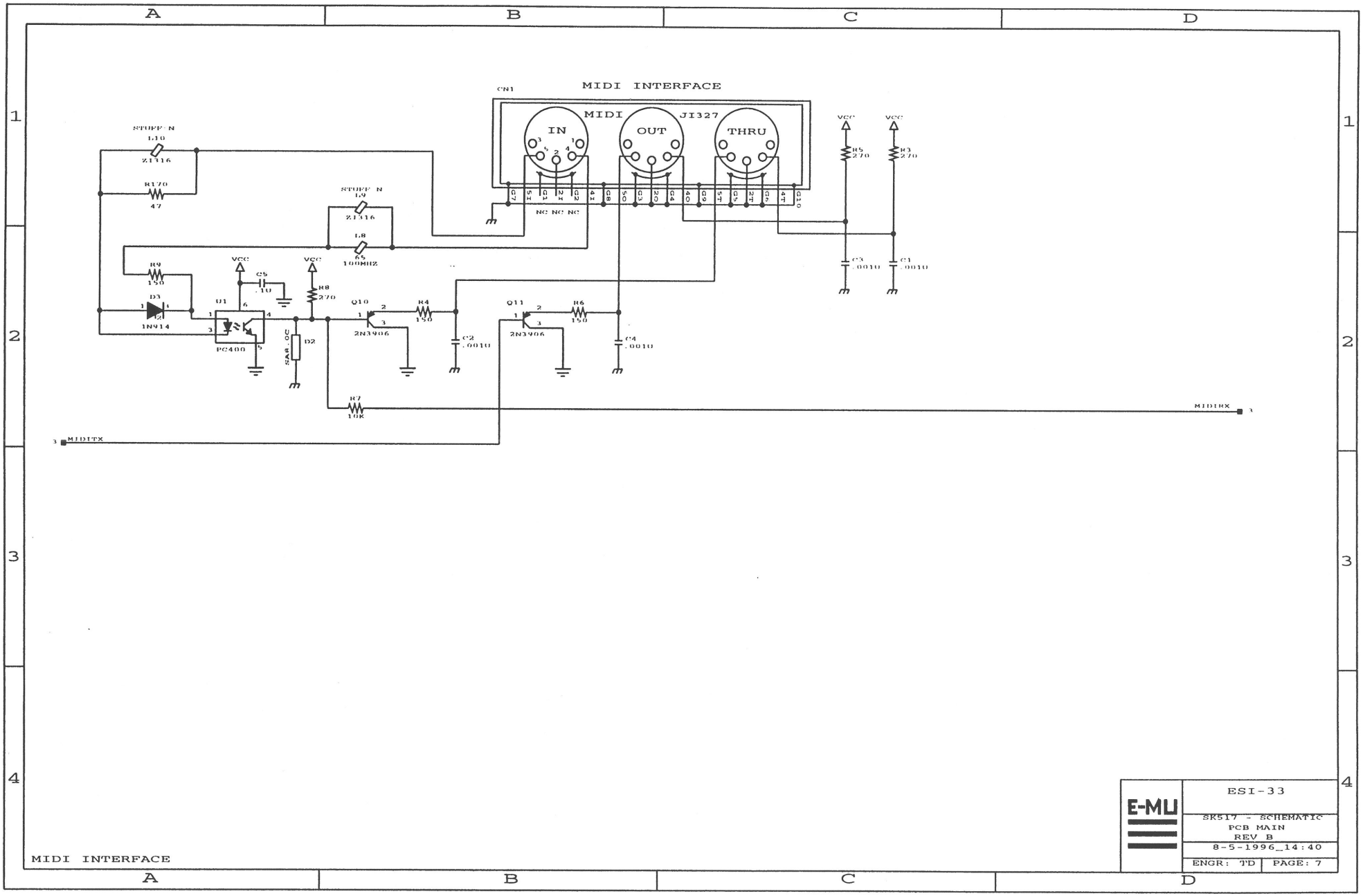
MIDI INTERFACE
CN1
MIDI
JI327
IN
OUT
THRU
NC NC NC
STUFF N
L10
ZI116
R170
47
STUFF N
L9
ZI316
L8
65
100MHZ
R9
150
D3
1N914
U1
PC400
C5
.10
VCC
R8
270
SAR_OC
D2
Q10
2N3906
R4
150
C2
.0010
Q11
2N3906
R6
150
C4
.0010
R7
10K
R5
270
R3
270
C3
.0010
C1
.0010
MIDITX
MIDIRX
MIDI INTERFACE
E-MU
ESI-33
SK517 - SCHEMATIC
PCB MAIN
REV B
8-5-1996_14:40
ENGR: TD
PAGE: 7

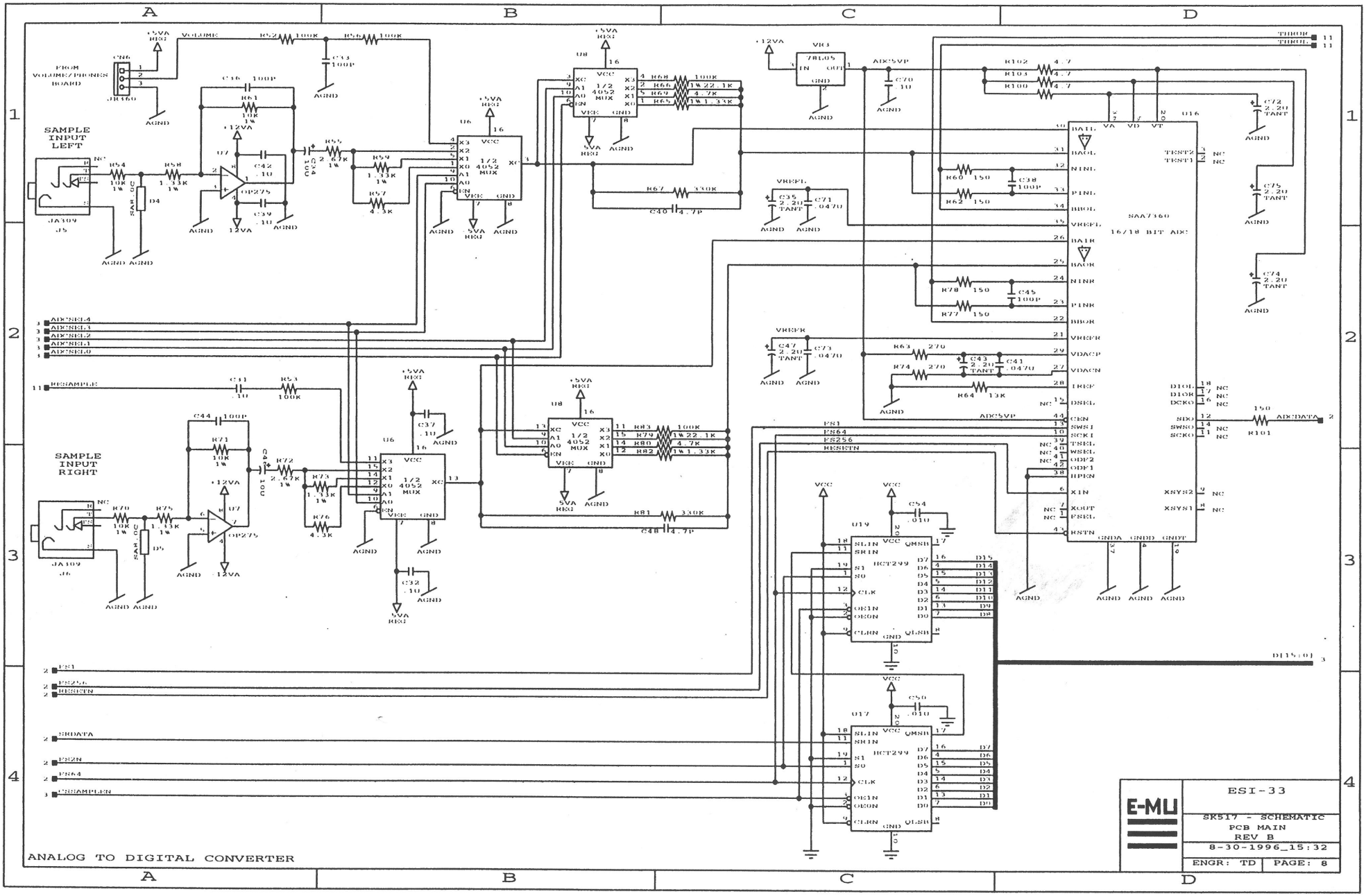
SAMPLE INPUT LEFT
SAMPLE INPUT RIGHT
FROM VOLUME/PHONES BOARD
SAA7360
16/18 BIT ADC
HCT299
ANALOG TO DIGITAL CONVERTER
E-MU
ESI-33
SK517 - SCHEMATIC
PCB MAIN
REV B
8-30-1996_15:32
ENGR: TD
PAGE: 8

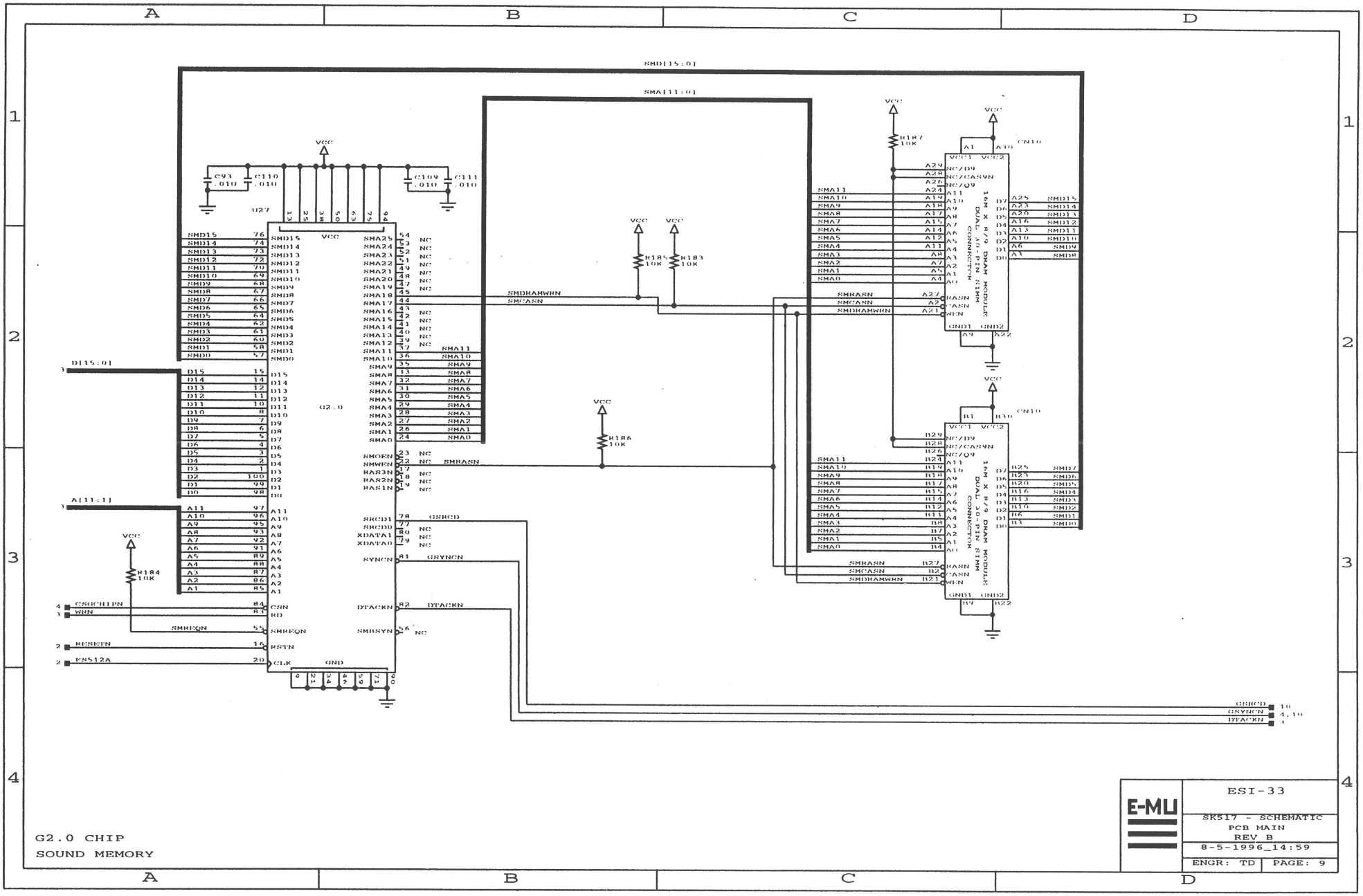
G2.0 CHIP
SOUND MEMORY
E-MU
ESI-33
SK517 - SCHEMATIC
PCB MAIN
REV B
8-5-1996_14:59
ENGR: TD
PAGE: 9

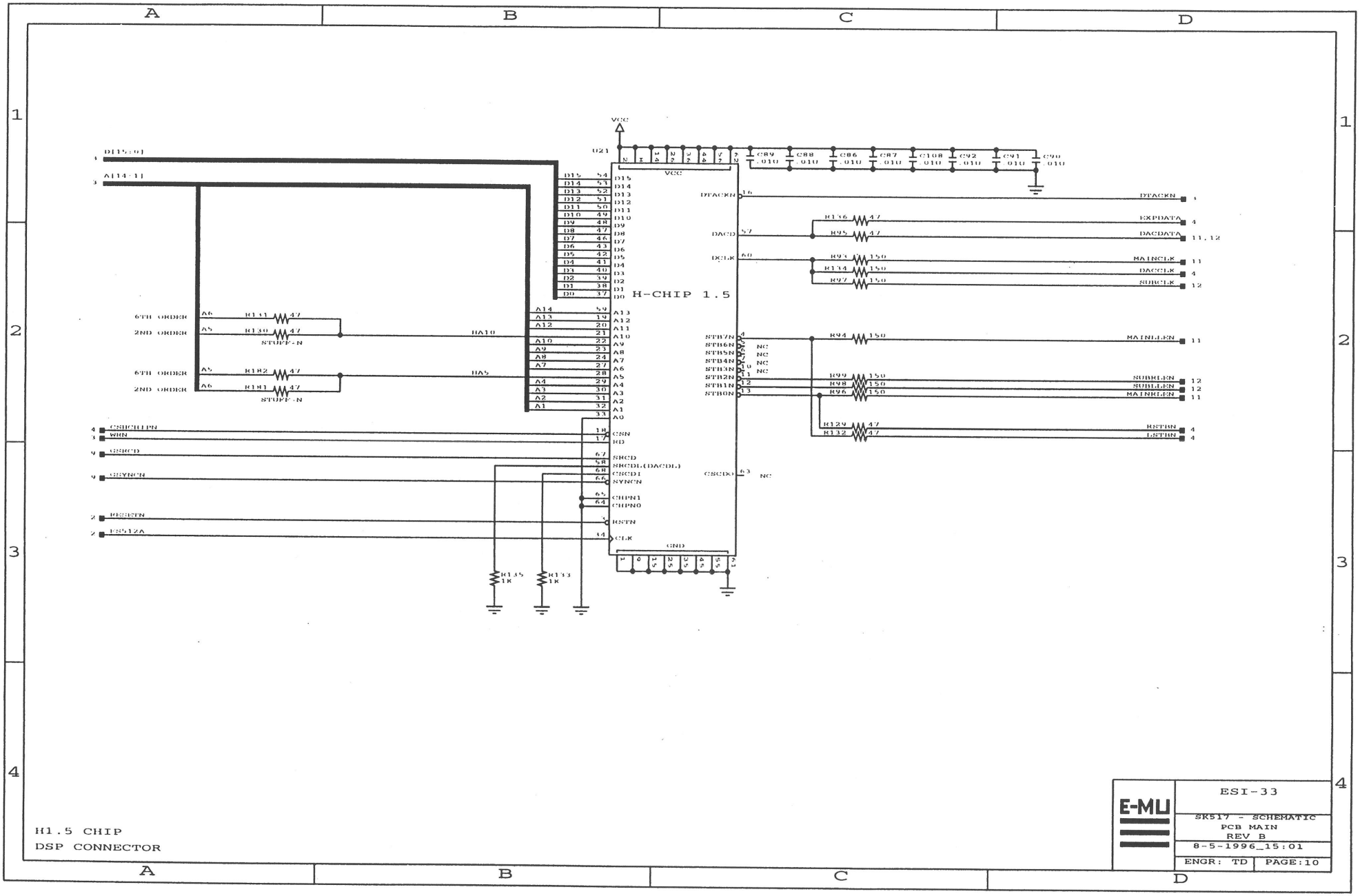
H-CHIP 1.5
U21
VCC
GND
D[15:0]
A[14:1]
6TH ORDER
2ND ORDER
STUFF-N
HA10
HA5
R141 47
R140 47
R182 47
R181 47
R145 1K
R133 1K
C89 .01U
C88 .01U
C86 .01U
C87 .01U
C108 .01U
C92 .01U
C91 .01U
C90 .01U
DTACKN
DACD
DCLK
STB7N
STB6N
STB5N
STB4N
STB3N
STB2N
STB1N
STB0N
CSCD0
NC
CSBCLLPN
WRN
CSRCD
CRSYNCN
RESETN
EB512A
CSN
RD
SRCD
SRCDL(DACDL)
CSCDI
SYNCN
CHPN1
CHPN0
RSTN
CLK
R136 47
R95 47
R93 150
R134 150
R97 150
R94 150
R99 150
R98 150
R96 150
R129 47
R132 47
EXPDATA
DACDATA
MAINCLK
DACCLK
SUBCLK
MAINLLEN
SUBRLEN
SUBLLEN
MAINRLEN
RSTBN
LSTBN
H1.5 CHIP
DSP CONNECTOR
E-MU
ESI-33
SK517 - SCHEMATIC
PCB MAIN
REV B
8-5-1996_15:01
ENGR: TD
PAGE:10

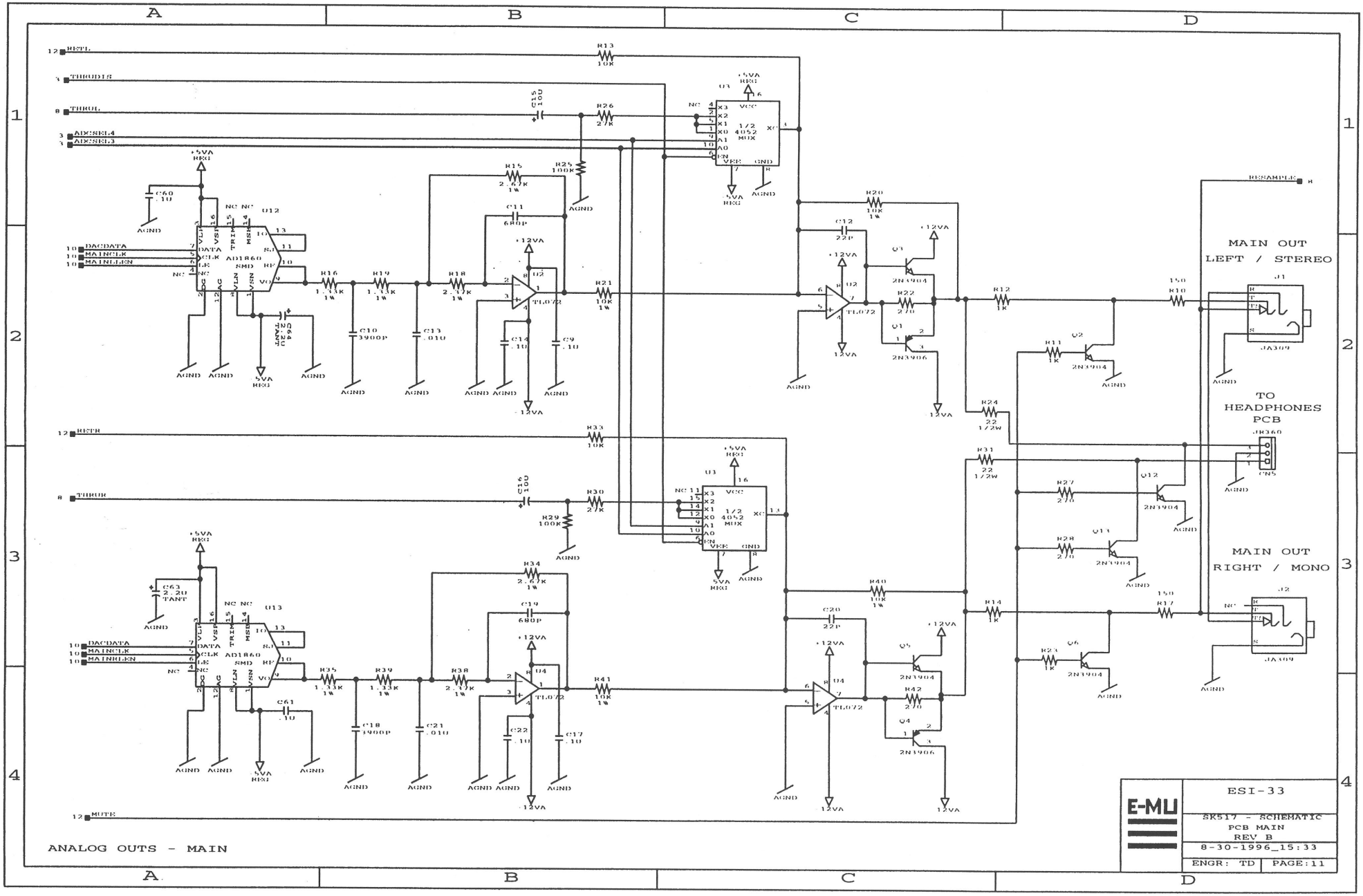
ANALOG OUTS - MAIN
MAIN OUT LEFT / STEREO
MAIN OUT RIGHT / MONO
TO HEADPHONES PCB
ESI-33
SK517 - SCHEMATIC
PCB MAIN
REV B
8-30-1996_15:33
ENGR: TD
PAGE:11
E-MU

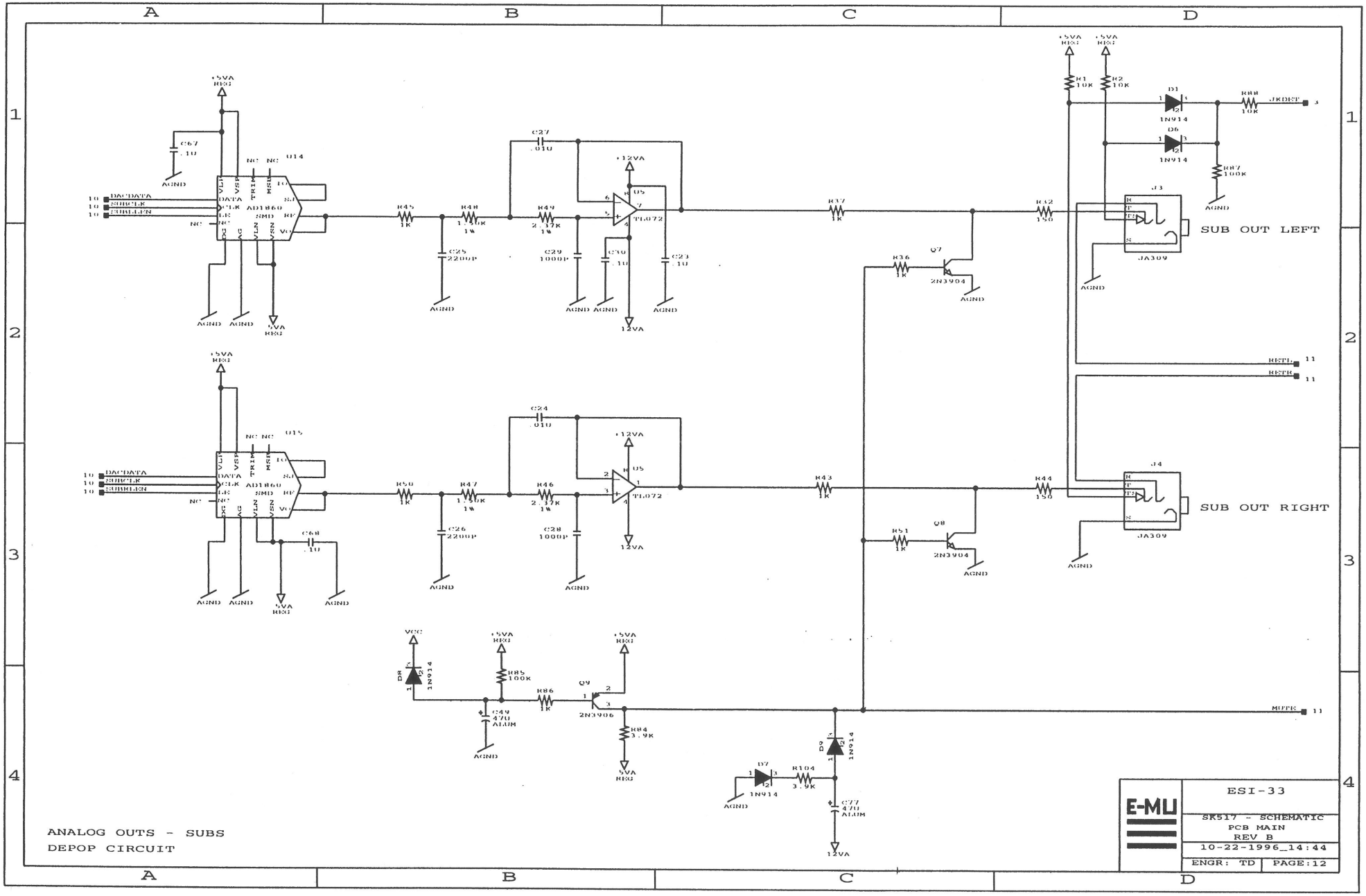
ANALOG OUTS - SUBS
DEPOP CIRCUIT
SUB OUT LEFT
SUB OUT RIGHT
ESI-33
SK517 - SCHEMATIC
PCB MAIN
REV B
10-22-1996_14:44
ENGR: TD
PAGE:12
E-MU

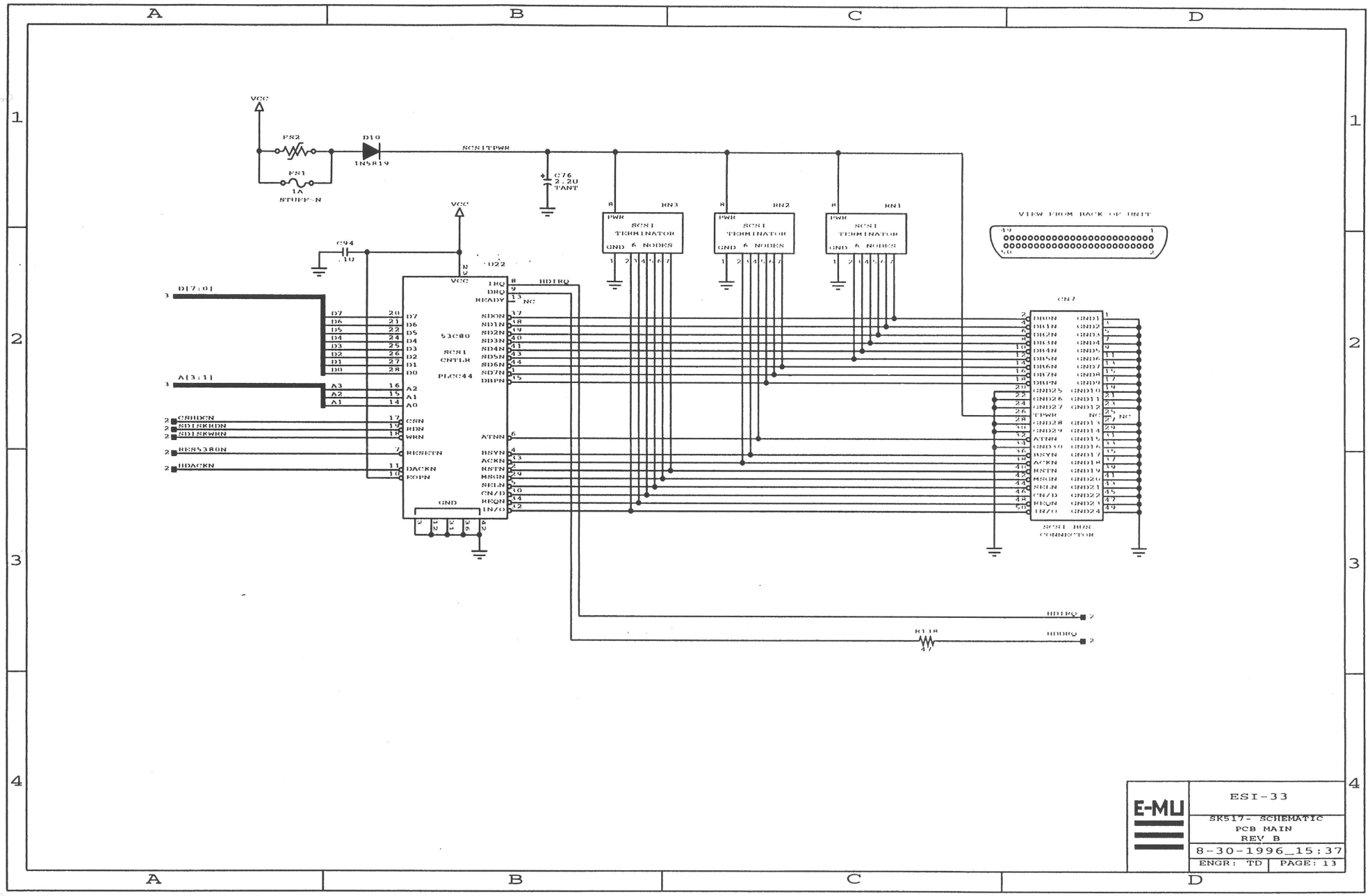
VCC
FS2
FS1
1A
STUFF-N
D10
1N5819
SCSITPWR
C76
2.2U
TANT
C94
.1U
U22
53C80
SCSI
CNTLR
PLCC44
D[7:0]
A[3:1]
CSHDCN
SDISKRDN
SDISKWRN
RES5380N
HDACKN
HDIRQ
HDDRQ
R118
47
RN3
RN2
RN1
SCSI
TERMINATOR
6 NODES
VIEW FROM BACK OF UNIT
CN7
SCSI BUS
CONNECTOR
E-MU
ESI-33
SK517- SCHEMATIC
PCB MAIN
REV B
8-30-1996_15:37
ENGR: TD
PAGE: 13